MOD:XB695

ENGLISH TECHNICAL DATA

01	POWER	10,5 kW
03	FREQUENCY	50 / 60 Hz
04	POWER SUPPLY CABLE TYPE	H07RN-F
05	EXTERNAL Ø OF POWER SUPPLY CABLE	16 mm
06	VOLTAGE / POWER CABLE SECTION / CURRENT	380-415 V~3PH+N+PE 5G x 2,5 mm^2 Circuit Breaker I1=13 A - I2=13 A - I3=20 A - In=8 A
		220-240 V~3PH+PE 4G x 4 mm^2 Circuit Breaker I1=22 A - I2=29 A - I3=29 A - In=
		x Circuit Breaker I1= - I2= - I3= - In=
10	WATER PRESSURE	150-600 kPa
11	MAX FOOD LOAD	30 kg
13	WATER MAX CONSUMPTION	24 l/h @ 200 kPa
02	NOMINAL HEAT INPUT	9,8 kW
18	CAVITY DIMENSIONS (W - D - H)	700x468x560 mm
20	DEGREE OF PROTECTION IP	X4

ITALIANO

01	POTENZA
03	FREQUENZA
04	TIPO DI CAVO ALIMENTAZIONE
05	Ø ESTERNO CAVO DI ALIMENTAZIONE
06	TENSIONE / SEZIONE CAVI ALIMENTAZIONE / CORRENTE
10	PRESSIONE ACQUA
11	CARICA MAX CIBO
13	CONSUMO MAX ACQUA
02	POTENZA TERMICA NOMINALE
18	DIMENSIONI CAMERA COTTURA (L - P - H)
20	GRADO PROTEZIONE IP

FRANCAIS

01	PUISSANCE ELECTRIQUE
03	FREQUENCE
04	TYPE DE CABLE D'ALIMENTATION
05	Ø EXTERNE DU CABLE D'ALIMENTATION
06	TENSION / SECTION CABLE D'ALIM.
10	PRESSION DE L'EAU
11	CHARGE MAXIMALE D'ALIMENT
13	CONSOMMATION MAX DE L'EAU
02	DEBIT THERMIQUE NOMINAL
18	DIMENSIONS CHAMBRE DE CUISSON (L - P - A)
20	INDICE DE PROTECTION IP

ESPAÑOL

01	POTENCIA
03	FRECUENCIA
04	TIPO DE CABLE DE ALIMENTACION
05	Ø CABLE EXTERNO DE ALIMENTACION
06	TENSION / SECCION CABLES DE ALIMENTACION
10	PRESION AGUA
11	CARGA MAX. DE ALIMENTOS
13	CONSUMO MAX DE AGUA
02	POTENCIA TERMICA NOMINAL
18	DIMENSIONES CÁMARA DE COCCIÓN (A - A - P)
20	GRADO DE PROTECCION IP

DEUTSCH

01	ELEKTRISCHE LEISTUNG
03	FREQUENZ
04	ZULEITUNGSKABELTYP
05	AUSSENDURCHMESSER DES VERSORGUNGSKABELS
06	KABELQUERSCHNITT UND VERSORGUNGSSPANNUNG
10	WASSERDRUCK
11	MAX. SPEISENFASSUNGSVERMOGEN
13	MAXIMUM WASSERVERBRAUCH
02	NOMINALE WARMELEISTUNG
18	GRÖBE DES KOCHKAMMERS (B - T - H)
20	SCHTZART IP

MOD:XB695

ENGLISH - DRAWINGS	
1	TERMINAL BOARD COVER BOX
2	TERMINAL BOARD POWER SUPPLY
3	UNIPOTENTIAL TERMINAL
6	TECHNICAL DATA PLATE
7	SAFETY THERMOSTAT
8	3/4" THREAD WATER INLET
10	Rotor.KLEAN CONNECTION
11	CAVITY DRAIN PIPE
12	HOT FUMES EXHAUST CHIMNEY
13	ACCESSORIES CONNECTION
27	COOLING AIR OUTLET

ITALIANO - DISEGNI	
1	SCATOLA COPRI MORSETTIERA
2	MORSETTIERA ALIMENTAZIONE
3	MORSETTO EQUIPOTENZIALE
6	TARGHETTA DATI TECNICI
7	TERMOSTATO DI SICUREZZA
8	INGRESSO ACQUA 3/4"
10	INGRESSO Rotor.KLEAN
11	SCARICO CAMERA DI COTTURA
12	USCITA FUMI CALDI
13	COLLEGAMENTO ACCESSORI
27	USCITA ARIA DI RAFFREDDAMENTO

FRANCAIS - ENCOMBREMEN	
1	CHAUMARD
2	BOITE A BORNES D'ALIMENTATION
3	SUPPORT BORNE EQUIPOTENTIELLE
6	PLAQUETTE SEGNALETIQUE
7	THERMOSTAT DE SÉCURITÉ
8	ARRIVE' D'EAU FIELT 3/4"
10	ENTRÉE Rotor.KLEAN
11	SORTIE DE L'EAU RACCORD
12	SORTIE DES FUMEES CHAUDES
13	JONCTION DES ACCESSOIRES
27	SORTIE D'EAU DE REFROIDISSEMENT

ESPAÑOL - DISEÑOS	
1	PASA CABLE
2	CAJA DE CONEXION
3	SEDE BORNE EQUIPOTENCIAL
6	TARJETA DE CARACTERISTICAS TECNICAS
7	TERMOSTATO DE SEGURIDAD
8	ENTRADA DE AGUA 3/4"
10	INGRESO Rotor.KLEAN
11	DESCARGA CAMARA DE COCCION
12	SALIDA HUMOS CALIENTES
13	CONEXION ACCESORIOS
27	SALIDA DEL AIRE DE ENFRIAMIENTO

DEUTSCH - ZEICHNUNGEN	
1	KLEMMLEISTEANSCHLUSS
2	ZULEITUNGSKLEMMLEISTE
3	GLEICHPOTENTIELLE KLAMMER
6	TYPENSCHILD
7	SICHERHEITSTHERMOSTAT
8	WASSEREINZUG 3/4" GEWINDE
10	Rotor.KLEAN EINGANG
11	WASSERAUSLASS GEWINDE
12	ABZUGSHAUBE
13	ZUBEHÖRTEILENVERBINDUNG
27	KÜHLLUFTAUSTRITT

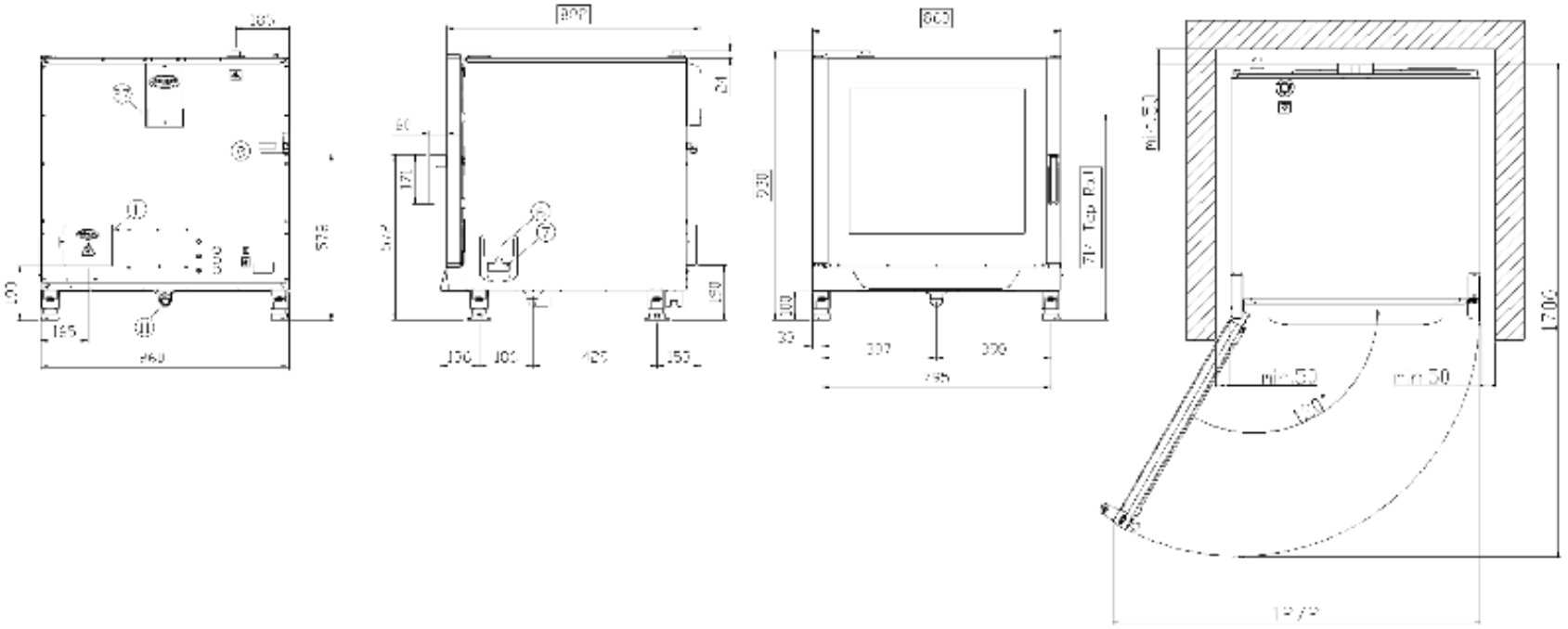

MOD:XB695

ENGLISH	WIRING DIAGRAMS
µP	DOOR MICROSWITCH
C	ELECTRIC CONDENSER
E	WATER SOLENOID VALVE
K	CONTACTOR
M	MOTOR
P	PUMP
PR	REFIT PUSH BUTTON
R	HEATING ELEMENT
SC	CORE TEMPERATURE CONTROL PROBE
SF	CAVITY TEMPERATURE CONTROL PROBE
SP	POWER CARD
TS	SAFETY THERMOSTAT
V	DRY MAXI ACTUATOR

ITALIANO	SCHEMI ELETTRICI
µP	MICRO INTERRUTTORE PORTA
C	CONDENSATORE
E	ELETTROVALVOLA ACQUA
K	TELERUTTORE
M	MOTORE
P	POMPA
PR	PULSANTE RIARMO
R	RESISTENZA
SC	SONDA CUORE
SF	SONDA CAMERA
SP	SCHEDA POTENZA
TS	TERMOSTATO SICUREZZA
V	ATTUATORE DRY MAXI

FRANCAIS	SCHEMAS ELECTRIQ
µP	MICRO INTERRUPTEUR DE PORTE
C	CONDENSATEUR
E	ELECTROVANNE
K	TELERUPTEUR
M	MOTEURS DES TURBINES
P	POMPE
PR	BOUTON POUSSOIR DU REMISE EN MARCHE
R	RESISTANCE
SC	SONDE A COEUR
SF	SONDE DE LA CHAMBRE
SP	FICHE DE PUISSANCE
TS	THERMOSTAT DE SECURITE'
V	ACTIONNEUR DRY MAXI

ESPAÑOL	ESQUEMAS ELECTRI
µP	MICRO INTERRUPTOR PUERTA
C	CONDENSADOR
E	ELECTROVALVULA
K	TELERRUPTOR
M	MOTOR
P	BOMBA
PR	PULSADOR DE RE-ACTIVACION
R	RESISTENCIA
SC	SONDA CORAZON
SF	SONDA CAMARA
SP	PLACA DE POTENCIA
TS	TERMOSTATO DE SEGURIDAD
V	ACTUADOR DRY MAXY

DEUTSCH	SCHALTPLAN
µP	TÜRKONTAKTSCHALTER
C	KONDENSATOR
E	ELEKTROVENTIL
K	RELAIS
M	MOTOR
P	PUMPE
PR	WIEDERHERSTELLUNGSTASTE
R	HEIZELEMENT
SC	KERNTEMPERATURFÜHLER
SF	GARRAUMTEMPERATURFÜHLER
SP	POWERPLATINE
TS	SICHERHEITS THERMOSTAT
V	DRY MAXI SYSTEM

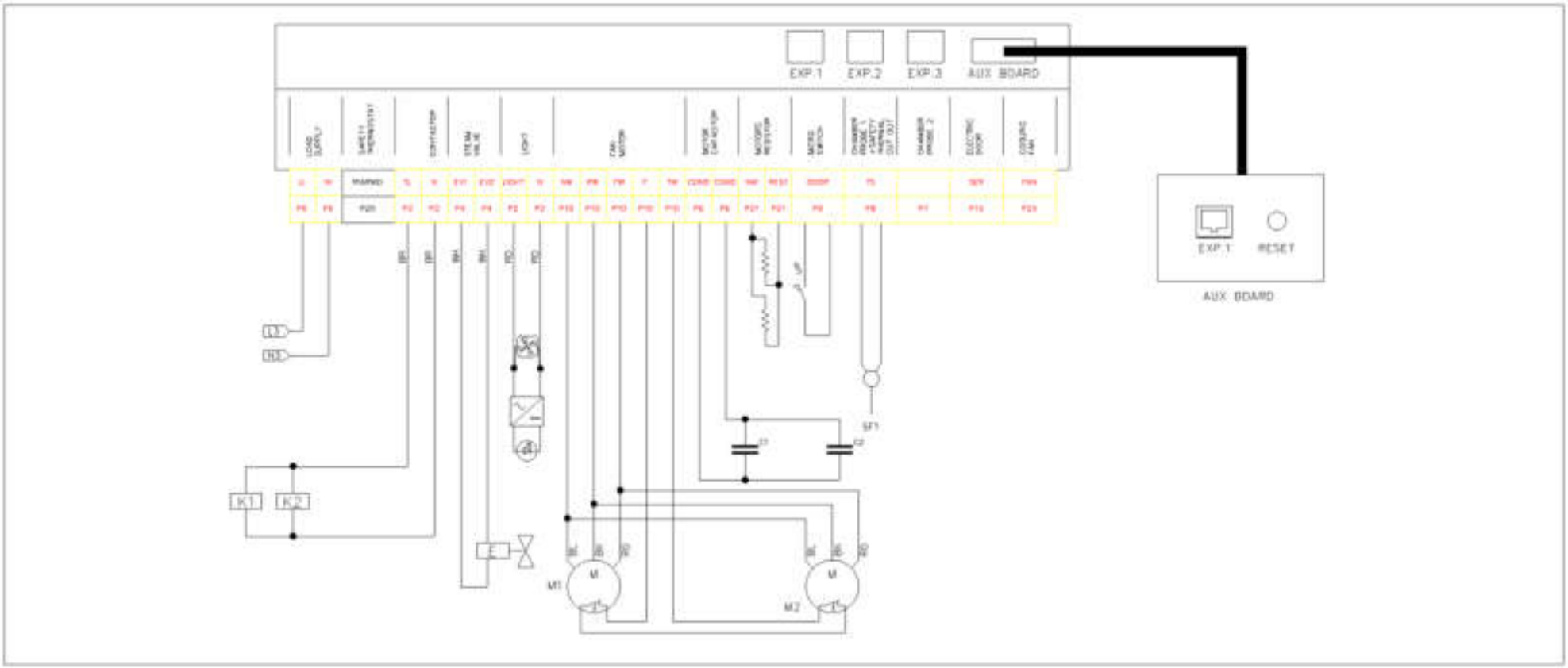

MOD:XB695

ENGLISH	WIRING DIAGRAMS
K	CONTACTOR
MO	TERMINAL BOARD
R	HEATING ELEMENT

ITALIANO	SCHEMI ELETTRICI
K	TELERUTTORE
MO	MORSETTIERA
R	RESISTENZA

FRANCAIS	SCHEMAS ELECTRIQ
K	TELERUPTEUR
MO	BOITE A BORNES
R	RESISTANCE

ESPAÑOL	ESQUEMAS ELECTRI
K	TELERRUPTOR
MO	CAJA CONEXIONES-REGLETA
R	RESISTENCIA

DEUTSCH	SCHALTPLAN
K	RELAIS
MO	KLEMMLEISTE
R	HEIZELEMENT

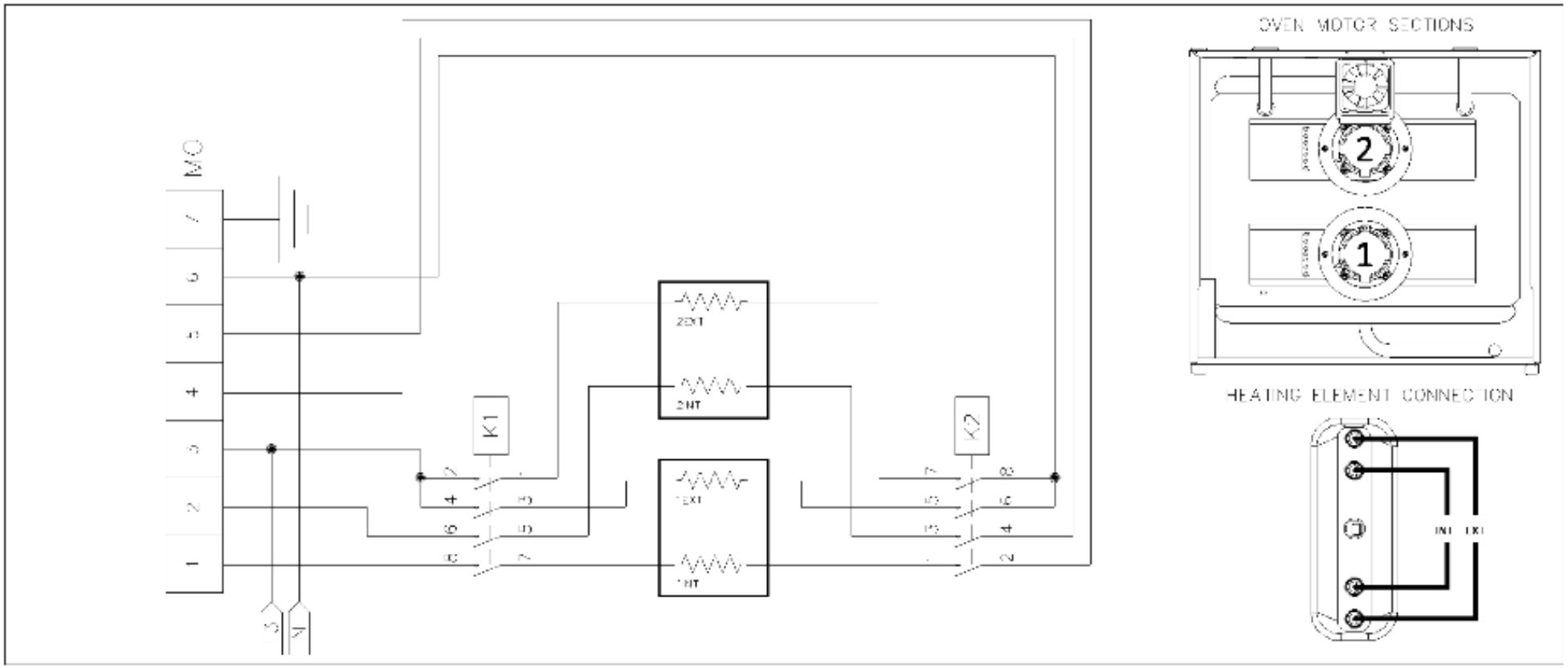

POWER SUPPLY - CONNECTION DIAGRAM

