MOD:XFT185

ENGLISH TECHNICAL DATA

01	POWER	3,3 kW
03	FREQUENCY	50 / 60 Hz
04	POWER SUPPLY CABLE TYPE	H07RN-F
05	EXTERNAL Ø OF POWER SUPPLY CABLE	16 mm
06	VOLTAGE / POWER CABLE SECTION / CURRENT	220-240 V~1PH+N+PE 3G x 1,5 mm^2 I1=14 A - I2= - I3= - In=
10	WATER PRESSURE	150-600 kPa
11	MAX FOOD LOAD	15 kg
13	WATER MAX CONSUMPTION	3,8 l/h @ 200 kPa
02	NOMINAL HEAT INPUT	2,9 kW
18	CAVITY DIMENSIONS (W - D - H)	696x463x255 mm
20	DEGREE OF PROTECTION IP	X3

ITALIANO

01	POTENZA
03	FREQUENZA
04	TIPO DI CAVO ALIMENTAZIONE
05	Ø ESTERNO CAVO DI ALIMENTAZIONE
06	TENSIONE / SEZIONE CAVI ALIMENTAZIONE / CORRENTE
10	PRESSIONE ACQUA
11	CARICA MAX CIBO
13	CONSUMO MAX ACQUA
02	POTENZA TERMICA NOMINALE
18	DIMENSIONI CAMERA COTTURA (L - P - H)
20	GRADO PROTEZIONE IP

FRANCAIS

01	PUISSANCE ELECTRIQUE
03	FREQUENCE
04	TYPE DE CABLE D'ALIMENTATION
05	Ø EXTERNE DU CABLE D'ALIMENTATION
06	TENSION / SECTION CABLE D'ALIM.
10	PRESSION DE L'EAU
11	CHARGE MAXIMALE D'ALIMENT
13	CONSOMMATION MAX DE L'EAU
02	DEBIT THERMIQUE NOMINAL
18	DIMENSIONS CHAMBRE DE CUISSON (L - P - A)
20	INDICE DE PROTECTION IP

ESPAÑOL

01	POTENCIA
03	FRECUENCIA
04	TIPO DE CABLE DE ALIMENTACION
05	Ø CABLE EXTERNO DE ALIMENTACION
06	TENSION / SECCION CABLES DE ALIMENTACION
10	PRESION AGUA
11	CARGA MAX. DE ALIMENTOS
13	CONSUMO MAX DE AGUA
02	POTENCIA TERMICA NOMINAL
18	DIMENSIONES CÁMARA DE COCCIÓN (A - A - P)
20	GRADO DE PROTECCION IP

DEUTSCH

01	ELEKTRISCHE LEISTUNG
03	FREQUENZ
04	ZULEITUNGSKABELTYP
05	AUSSENDURCHMESSER DES VERSORGUNGSKABELS
06	KABELQUERSCHNITT UND VERSORGUNGSSPANNUNG
10	WASSERDRUCK
11	MAX. SPEISENFASSUNGSVERMOGEN
13	MAXIMUM WASSERVERBRAUCH
02	NOMINALE WARMELEISTUNG
18	GRÖBE DES KOCHKAMMERS (B - T - H)
20	SCHTZART IP

MOD:XFT185

ENGLISH - DRAWINGS	
2	TERMINAL BOARD POWER SUPPLY
3	UNIPOTENTIAL TERMINAL
6	TECHNICAL DATA PLATE
7	SAFETY THERMOSTAT
8	3/4" THREAD WATER INLET
12	HOT FUMES EXHAUST CHIMNEY
13	ACCESSORIES CONNECTION
27	COOLING AIR OUTLET

ITALIANO - DISEGNI	
2	MORSETTIERA ALIMENTAZIONE
3	MORSETTO EQUIPOTENZIALE
6	TARGHETTA DATI TECNICI
7	TERMOSTATO DI SICUREZZA
8	INGRESSO ACQUA 3/4"
12	USCITA FUMI CALDI
13	COLLEGAMENTO ACCESSORI
27	USCITA ARIA DI RAFFREDDAMENTO

FRANCAIS - ENCOMBREMEN	
2	BOITE A BORNES D'ALIMENTATION
3	SUPPORT BORNE EQUIPOTENTIELLE
6	PLAQUETTE SEGNALETIQUE
7	THERMOSTAT DE SÉCURITÉ
8	ARRIVE' D'EAU FIELT 3/4"
12	SORTIE DES FUMEES CHAUDES
13	JONCTION DES ACCESSOIRES
27	SORTIE D'EAU DE REFROIDISSEMENT

ESPAÑOL - DISEÑOS	
2	CAJA DE CONEXION
3	SEDE BORNE EQUIPOTENCIAL
6	TARJETA DE CARACTERISTICAS TECNICAS
7	TERMOSTATO DE SEGURIDAD
8	ENTRADA DE AGUA 3/4"
12	SALIDA HUMOS CALIENTES
13	CONEXION ACCESORIOS
27	SALIDA DEL AIRE DE ENFRIAMIENTO

DEUTSCH - ZEICHNUNGEN	
2	ZULEITUNGSKLEMMLEISTE
3	GLEICHPOTENTIELLE KLAMMER
6	TYPENSCHILD
7	SICHERHEITSTHERMOSTAT
8	WASSEREINZUG 3/4" GEWINDE
12	ABZUGSHAUBE
13	ZUBEHÖRTEILENVERBINDUNG
27	KÜHLLUFTAUSTRITT

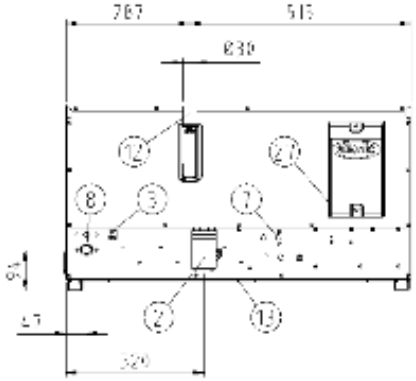

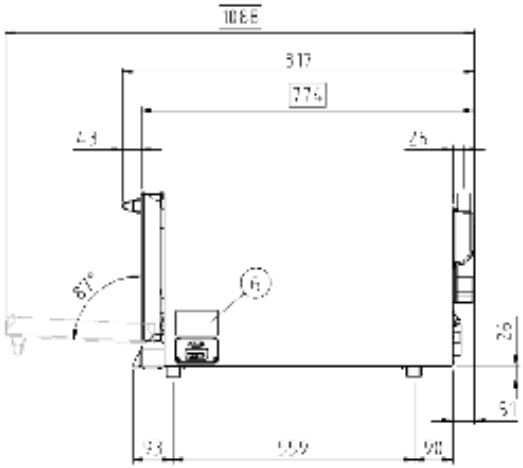

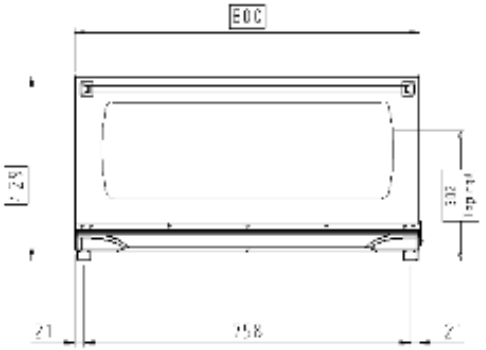

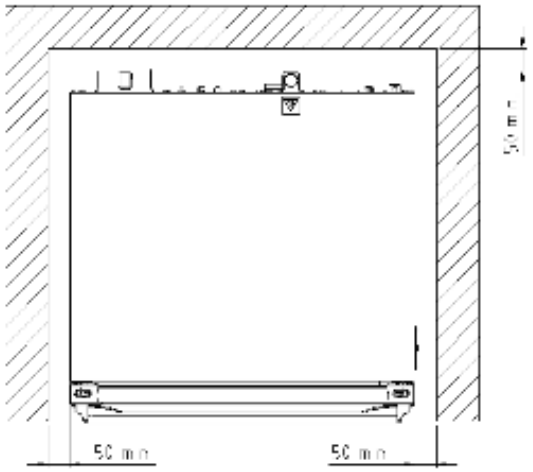

MOD:XFT185

ENGLISH	WIRING DIAGRAMS
µP	DOOR MICROSWITCH
C	ELECTRIC CONDENSER
E	WATER SOLENOID VALVE
H	OVEN LIGHT
K	CONTACTOR
M	MOTOR
PR	REFIT PUSH BUTTON
SF	CAVITY TEMPERATURE CONTROL PROBE
SP	POWER CARD
TS	SAFETY THERMOSTAT

ITALIANO	SCHEMI ELETTRICI
µP	MICRO INTERRUTTORE PORTA
C	CONDENSATORE
E	ELETTROVALVOLA ACQUA
H	LUCE FORNO
K	TELERUTTORE
M	MOTORE
PR	PULSANTE RIARMO
SF	SONDA CAMERA
SP	SCHEDA POTENZA
TS	TERMOSTATO SICUREZZA

FRANCAIS	SCHEMAS ELECTRIQ
µP	MICRO INTERRUPTEUR DE PORTE
C	CONDENSATEUR
E	ELECTROVANNE
H	LAMPE DU FOUR
K	TELERUPTEUR
M	MOTEURS DES TURBINES
PR	BOUTON POUSSOIR DU REMISE EN MARCHE
SF	SONDE DE LA CHAMBRE
SP	FICHE DE PUISSANCE
TS	THERMOSTAT DE SECURITE'

ESPAÑOL	ESQUEMAS ELECTRI
µP	MICRO INTERRUPTOR PUERTA
C	CONDENSADOR
E	ELECTROVALVULA
H	LUZ HORNO
K	TELERRUPTOR
M	MOTOR
PR	PULSADOR DE RE-ACTIVACION
SF	SONDA CAMARA
SP	PLACA DE POTENCIA
TS	TERMOSTATO DE SEGURIDAD

DEUTSCH	SCHALTPLAN
µP	TÜRKONTAKTSCHALTER
C	KONDENSATOR
E	ELEKTROVENTIL
H	BELEUCHTUNG
K	RELAIS
M	MOTOR
PR	WIEDERHERSTELLUNGSTASTE
SF	GARRAUMTEMPERATURFÜHLER
SP	POWERPLATINE
TS	SICHERHEITS THERMOSTAT

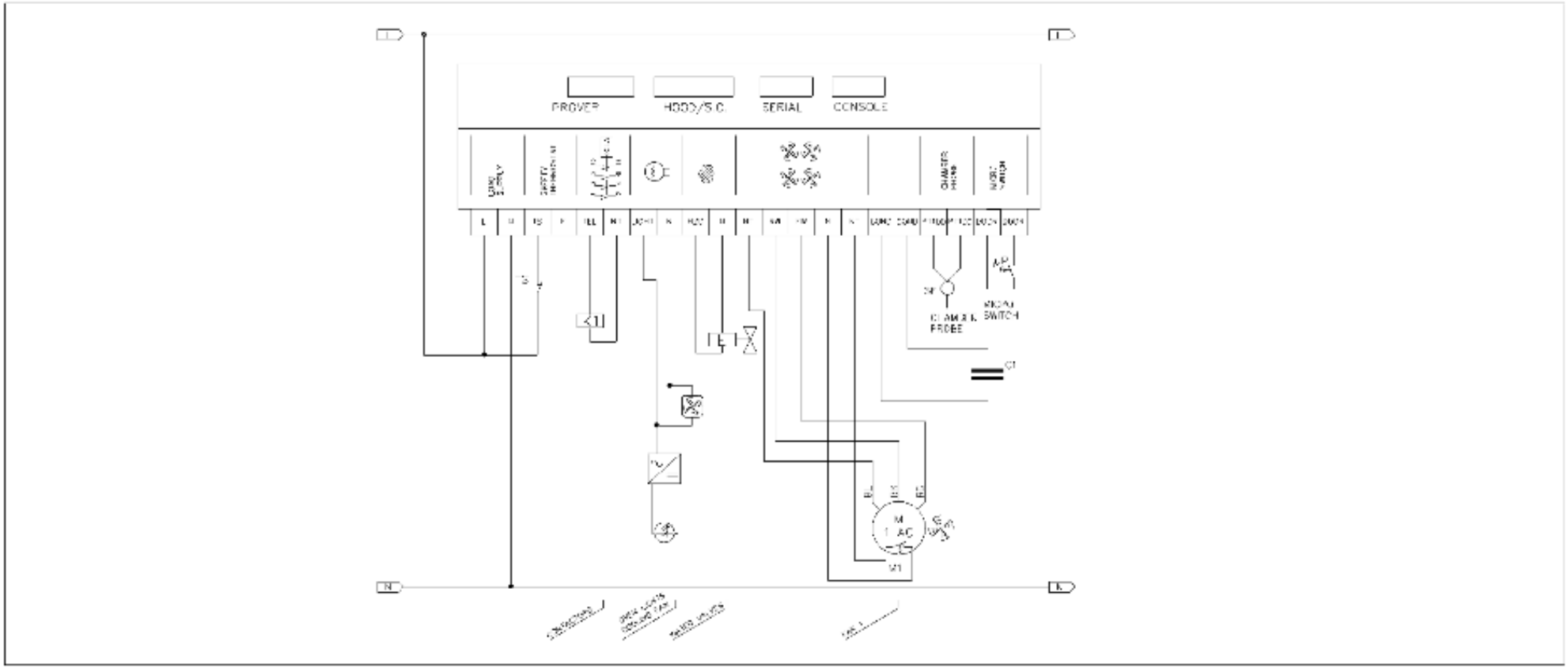

MOD:XFT185

ENGLISH	WIRING DIAGRAMS
K	CONTACTOR
MO	TERMINAL BOARD
R	HEATING ELEMENT

ITALIANO	SCHEMI ELETTRICI
K	TELERUTTORE
MO	MORSETTIERA
R	RESISTENZA

FRANCAIS	SCHEMAS ELECTRIQ
K	TELERUPTEUR
MO	BOITE A BORNES
R	RESISTANCE

ESPAÑOL	ESQUEMAS ELECTRI
K	TELERRUPTOR
MO	CAJA CONEXIONES-REGLETA
R	RESISTENCIA

DEUTSCH	SCHALTPLAN
K	RELAIS
MO	KLEMMLEISTE
R	HEIZELEMENT

