MONOBLOCCHI PER CELLE FRIGORIFERE

PACKAGED UNITS FOR COLD ROOMS

BLOCKSYSTEM SP





Serie split - Installazione a parete
Split range - Wall mounting installation

R404A	HBP	MBP	LBP
Campo di esercizio (Te) *Operating range (Te)*	+10°C ÷ +2°C	+5°C ÷ -5°C	-15°C ÷ -25°C
Potenza compressore *Compressor power*	2 HP	2,5 ÷ 12,5 HP	4 ÷ 20 HP
Potenza Frigorifera *Refrigerating capacity*	4900 W Ta = 32°C (Tc = +5°C)	4900 ÷ 22100 W Ta = 32°C (Tc = 0°C)	3500 ÷ 19400 W Ta = 32°C (Tc = -20°C)
Volume cella *Cold room volume*	60 m³	54 ÷ 329 m³	51 ÷ 568 m³
Tipo di sbrinamento *Defrosting type*	A	R	R

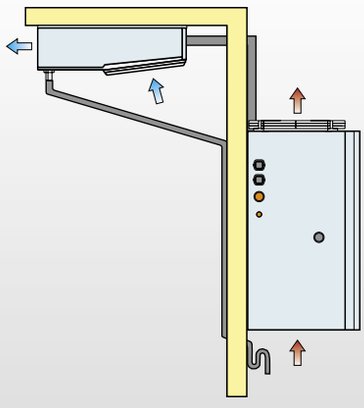

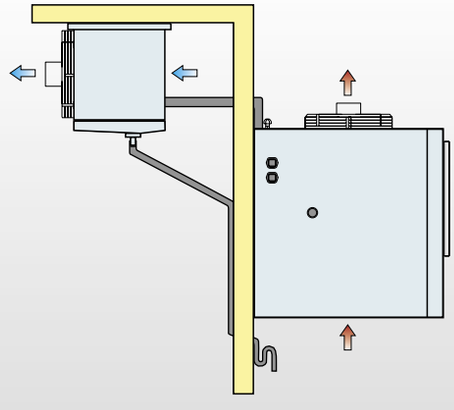

BLOCKSYSTEM SP

R404A

Caratteristiche generali / *General features*

Centralina elettronica di controllo	*Electronic control panel*
Espansione a valvola termostatica	*Thermostatic valve expansion*
Pressostato di massima	*High pressure switch*
Micro porta con cavo L = 2,5m	*Door micro switch with 2,5m long cable*
Luce cella con cavo L = 2,5m	*Cold room light with 2,5m long cable*
Scarico diretto acqua di condensa	*Condensing water direct discharge*
Cavo resistenza porta nei modelli LBP con cavo L = 2,5m	*Door heater cable for LBP items with 2,5m long cable*
Cavi di connessione evaporatore / unità condensatrice L = 10m	*Connecting cable evaporator / condensing unit L = 10m*
Cavo di alimentazione L = 2,5m	*Power supply cable 2,5m long cable*
Imballo incluso	*Package included*

Optional / Optional

Tubazioni precaricate nelle lunghezze di 2,5/5/10m (dove disponibili)	*Pre-charged pipe connections of the following lenghts 2,5/5/10m (when available)*
Gas diverso	*Different gas*
Voltaggio diverso	*Different voltage*
Condensazione ad acqua (dove previsto)	*Water condensation (when provided)*
Pannello remoto con cavo da 10m (dove non previsto)	*Remote control panel with 10m long cable (when not provided)*
Variatore di velocità ventole condensatore	*Condenser fan speed variator*
Resistenza carter	*Crankcase heater*
Pressostato di bassa (dove non previsto)	*Low pressure switch (when not provided)*
Monitor di tensione	*Voltage monitor*
Interruttore magnetotermico differenziale	*Differential thermomagnetic switch*
Predisposizione per telegestione e/o Master e Slave	*Presetting of electronic remote management and /or Master and Slave*
Sistema di telegestione	*Management software system*

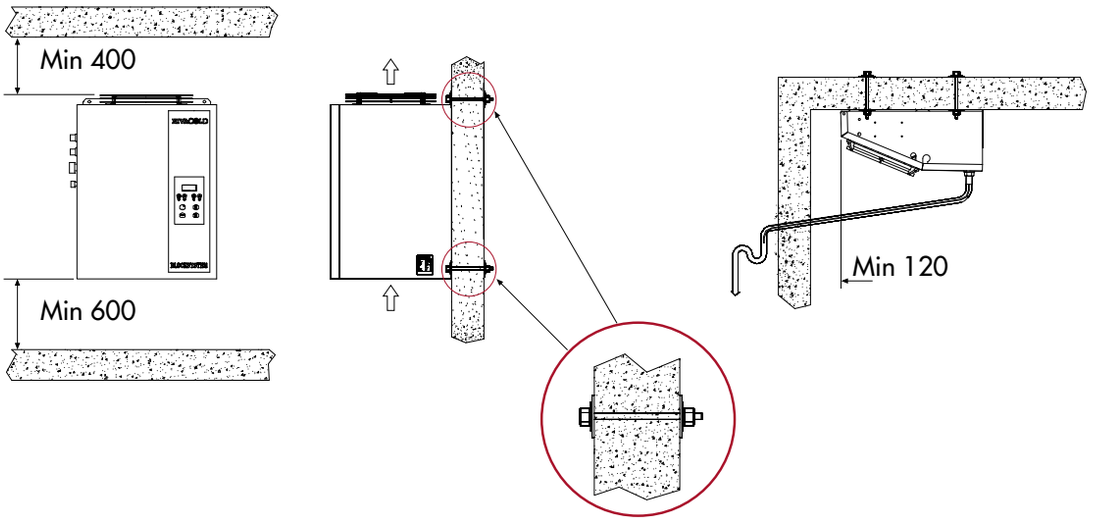

Legenda/*Legend*

Sbrinamento / *Defrost*
A = aria / *air*
R = resistenza / *electrical*

Espansione / *Expansion*
C = capillare / *capillary tube*
V = valvola / *valve*

Tipo di compressore / *Compressor type*
E = ermetico / *hermetic*
SE = semiermetico / *semi-hermetic*

R404A Code	Voltage	Compressor			PED Category	Expansion	Total Absorption		Condenser fans	Evaporator			Weight	Refrigeration Output/Cold room volume												
														Ta = 25°C						Ta = 32°C						
														Tc = +10°C		Tc = +5°C		Tc = +2°C		Tc = +10°C		Tc = +5°C		Tc = +2°C		
		HP	kW				Win	FLA	n° x ø	m³/h	n° x ø	m³/h	f(m)	kg	W	m³	W	m³	W	m³	W	m³	W	m³	W	m³	W	m³	
SPH054Z012	400/3/50	2	1,470	E	1	V	2217	5,8	2x300	1900	3x250	2167	7	130,5	6036	88,0	5531	73,0	5283	60,0	5342	73,4	4895	60,8	4675	50,0	4579	56,4	4196	46,7	4007	37,4	HBP

Condizioni di calcolo rese e assorbimenti (HBP): temp. gas aspirato +20°C, senza sottoraffreddamento del liquido, surriscaldamento utile 100%
Capacity and absorption calculation conditions (HBP): *suction gas temp. +20°C, without liquid subcooling, 100% useful heat*

R404A Code	Voltage	Compressor			PED Category	Expansion	Total Absorption		Condenser fans	Evaporator			Weight	Refrigeration Output/Cold room volume												
														Ta = 25°C						Ta = 32°C						
														Tc = +5°C		Tc = 0°C		Tc = -5°C		Tc = +5°C		Tc = 0°C		Tc = -5°C		
		HP	kW				Win	FLA	n° x ø	m³/h	n° x ø	m³/h	f(m)	kg	W	m³	W	m³	W	m³	W	m³	W	m³	W	m³	W	m³	
SPM054Z012	400/3/50	2,5	1,840	E	1	V	2523	6,1	2x300	1900	3x250	2167	7	124,0	5965	87	5648	65	4834	52	5279	72	4998	54	4278	43	4524	55	4284	41	3667	33	
SPM068Z012	400/3/50	3	2,200	E	1	V	3388	8,7	2x350	3600	2x350	4163	14	178,5	7838	120	7596	103	6737	82	6936	100	6722	86	5962	69	6193	80	6002	69	5323	55	
SPM080Z012	400/3/50	4,5	3,310	E	2	V	3561	8,0	2x350	3600	2x350	3825	14	193,0	9066	144	8467	117	7099	93	8023	120	7493	98	6282	78	7163	96	6690	78	5609	62	
SPM110Z012	400/3/50	5	3,675	E	2	V	4473	10,7	3x350	7000	2x450	9926	17	231,0	10692	174	10085	144	8717	115	9462	145	8925	120	7714	96	8448	116	7969	96	6888	76	MBP
SPM140Z012	400/3/50	6,25	4,595	E	2	V	6067	15,4	3x400	8000	2x450	9162	17	263,5	13739	233	13136	193	11519	155	12158	194	11625	161	10194	129	10855	155	10379	129	9102	103	
SPM200Z012	400/3/50	7,5	5,515	SE	1	V	7150	16,2	3x400	7800	2x450	8663	16	333,5	17607	308	15415	330	13377	182	16023	265	13998	197	12112	155	13357	196	11615	146	9988	114	
SPM300Z012	400/3/50	9,5	6,985	SE	2	V	8952	21,7	2x500	12500	2x500	12418	19	641,0	21941	429	21001	326	18497	260	19417	358	18585	272	16369	217	17337	286	16594	217	14615	173	
SPM370Z012	400/3/50	12,5	9,191	SE	2	V	10392	23,9	2x500	12100	2x500	11459	18	722,0	26108	518	24992	395	22077	315	23104	432	22117	329	19537	263	20629	345	19747	263	17444	210	

Condizioni di calcolo rese e assorbimenti (MBP): temp. gas aspirato +20°C, senza sottoraffreddamento del liquido, surriscaldamento utile 100%
Capacity and absorption calculation conditions (MBP): *suction gas temp. +20°C, without liquid subcooling, 100% useful heat*

R404A Code	Voltage	Compressor			PED Category	Expansion	Total Absorption		Condenser fans	Evaporator			Weight	Refrigeration Output/Cold room volume												
														Ta = 25°C						Ta = 32°C						
														Tc = -15°C		Tc = -20°C		Tc = -25°C		Tc = -15°C		Tc = -20°C		Tc = -25°C		
		HP	kW				Win	FLA	n° x ø	m³/h	n° x ø	m³/h	f(m)	kg	W	m³	W	m³	W	m³	W	m³	W	m³	W	m³	W	m³	
SPL034Z012	400/3/50	4	2,940	E	2	V	2921	6,3	2x300	1900	3x250	2167	7	151,5	4702	76	3952	61	3406	45	4161	64	3497	51	3014	37	3566	48	2997	38	2583	28	
SPL060Z012	400/3/50	3,5	2,573	SE	1	V	2920	7,4	2x350	3600	2x350	4163	14	193,0	4841	80	4109	69	3647	50	4284	67	3636	58	3227	42	3825	53	3246	46	2881	33	
SPL080Z012	400/3/50	3,5	2,573	SE	1	V	3210	8,3	2x350	3600	2x350	3825	14	204,0	5918	108	5060	94	4520	68	5237	90	4478	78	4000	57	4076	72	3998	63	3571	45	
SPL130Z012	400/3/50	5,5	4,044	SE	1	V	4790	11,8	3x350	7000	2x450	9926	17	277,0	7946	164	6786	143	6055	103	7032	137	6005	119	5358	86	6279	110	5362	95	4784	69	
SPL180Z012	400/3/50	6,5	4,780	SE	1	V	5740	14,6	3x400	8000	2x450	9162	17	308,0	10737	253	9132	218	7634	144	9668	216	8208	186	6843	128	7884	152	6672	130	5531	85	LBP
SPL200Z012	400/3/50	7,5	5,515	SE	1	V	6807	16,6	3x400	7800	2x450	8663	16	362,0	11932	291	10174	252	8554	168	10771	249	9159	215	7669	151	8815	177	7437	150	6168	98	
SPL260Z012	400/3/50	10	7,355	SE	1	V	7315	17,7	3x400	7800	2x450	8663	16	367,5	15500	410	13165	352	11690	252	13717	342	11650	294	10345	210	12247	274	10402	235	9237	168	
SPL350Z012	400/3/50	15	11,030	SE	2	V	13538	32,8	2x500	12500	2x500	12418	19	747,5	21243	620	17977	528	15915	375	18799	517	15909	440	14084	313	16785	413	14204	352	12575	250	
SPL450Z012	400/3/50	20	14,705	SE	2	V	15589	35,2	2x500	12100	2x500	11459	18	777,0	25817	798	22006	681	19603	489	22847	665	19474	568	17348	408	20399	532	17388	454	15489	326	

Condizioni di calcolo rese e assorbimenti (LBP): temp. gas aspirato 0°C, senza sottoraffreddamento del liquido, surriscaldamento utile 100%
Capacity and absorption calculation conditions (LBP): *suction gas temp. 0°C, without liquid subcooling, 100% useful heat*

BLOCKSYSTEM SP

99220037 Rev 05 - 02/16

2x300 PTH054Z002 - PTM054Z002 - PTL034Z002

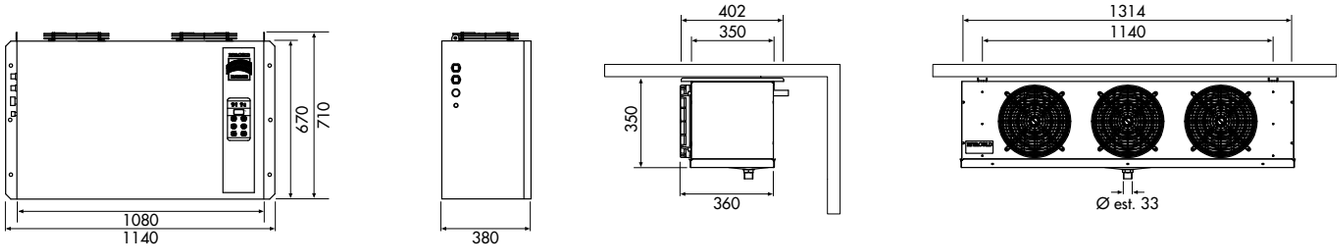

2x350 PTM068Z012 - PTM080Z012 - PTL060Z012 - PTL080Z012

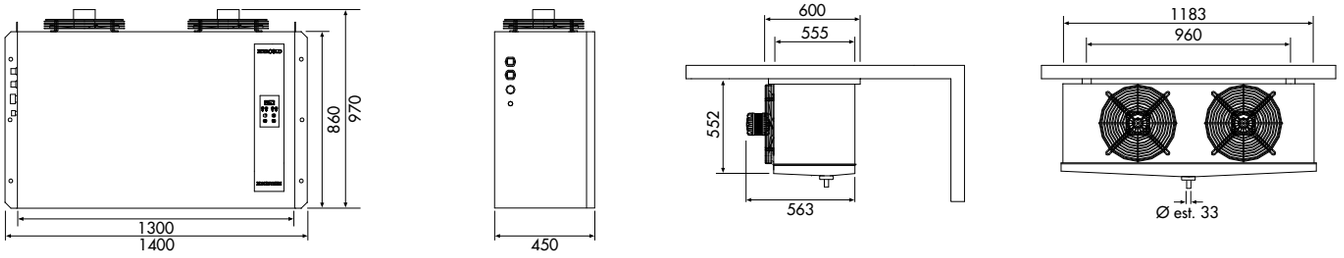

3x350 PTM110Z012 - PTL130Z012
3x400 PTM140Z012 - PTM200Z012 - PTL180Z012 - PTL200Z012 - PTL260Z012

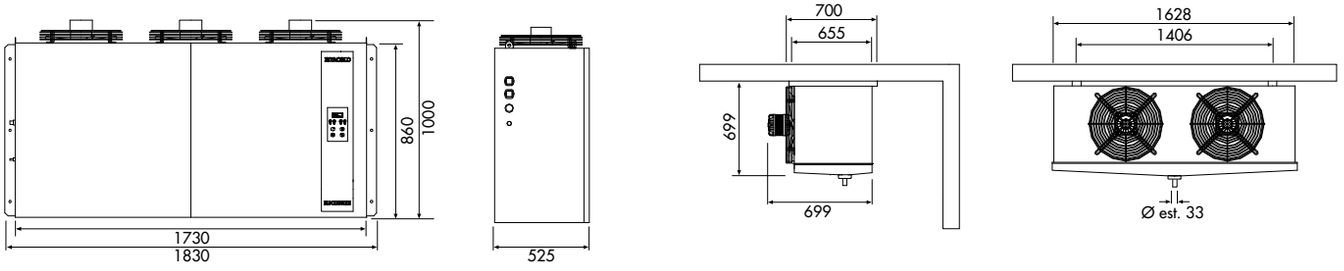

2x500 PTM300Z012 - PTM370Z012 - SPL350Z012 -SPL450Z012

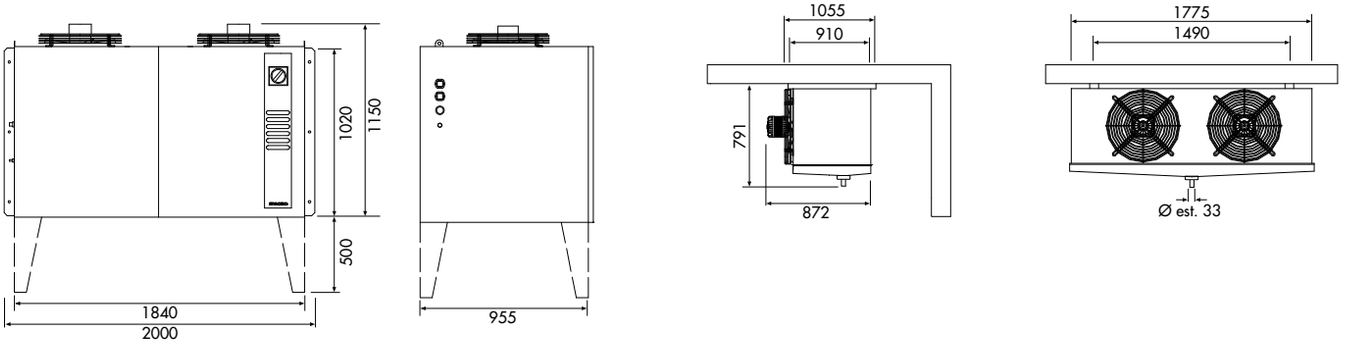

Per ulteriori informazioni, contattare il nostro ufficio tecnico / ***For further information, please contact our technical dept***

Descrizione, dati tecnici e illustrazioni sono indicativi e non vincolanti. La Rivacold si riserva il diritto di modificare per intero o in parte le specifiche descritte nella presente documentazione senza preavviso e a beneficio della continuità produttiva, di utilizzare produttori alternativi di componenti previsti nel progetto.

Descriptions, technical data and pictures are to be considered as a guide and not bilding. Rivacold reserves the right to change in whole or part, the specification detailed in this documentation without prior notice and, when necessary to achieve continuons productions, to use alternative manufactures of components for design accomplishment.