MONOBLOCCHI PER CELLE FRIGORIFERE

PACKAGED UNITS FOR COLD ROOMS

BLOCKSYSTEM ST





Serie split - Installazione a soffitto o a pavimento
Split range - Roof or floor mounting installation

R404A	HBP	MBP	LBP
Campo di esercizio (Te) *Operating range (Te)*	+10°C ÷ +2°C	+5°C ÷ -5°C	-15°C ÷ -25°C
Potenza compressore *Compressor power*	1/3 ÷ 2 HP	3/7 ÷ 22 HP	3/4 ÷ 30 HP
Potenza Frigorifera *Refrigerating capacity*	800 ÷ 4900 W Ta = 32°C (Tc = +5°C)	850 ÷ 37400 W Ta = 32°C (Tc = 0°C)	600 ÷ 28000 W Ta = 32°C (Tc = -20°C)
Volume cella *Cold room volume*	6 ÷ 60 m^3	5 ÷ 604 m^3	3 ÷ 970 m^3
Tipo di sbrinamento *Defrosting type*	A	R	R

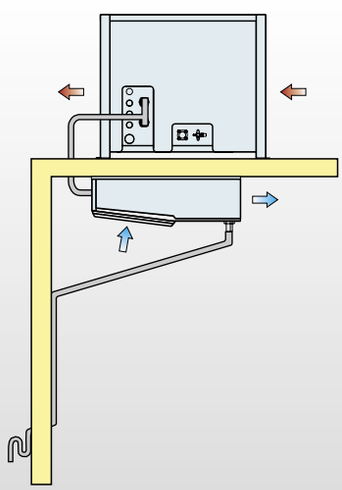

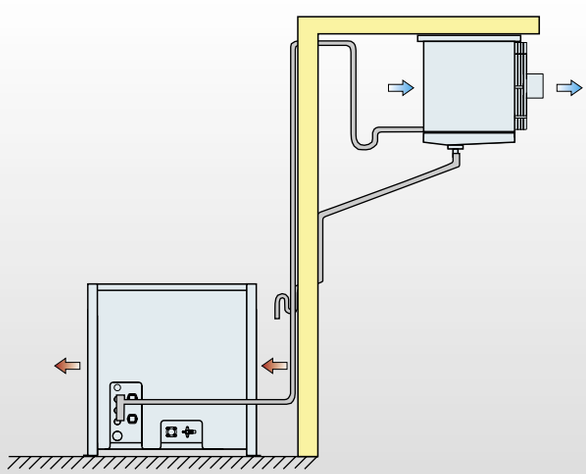

BLOCKSYSTEM ST

R404A

Caratteristiche generali / *General features*

Centralina elettronica di controllo	*Electronic control panel*
Pressostato di massima	*High pressure switch*
Pannello di controllo remoto (10m)	*Remote control panel (10m)*
Micro porta con cavo (2,5m)	*Door micro switch with cable (2,5m)*
Luce cella con cavo (2,5m)	*Cold room light with cable (2,5m)*
Cavo resistenza porta nei modelli LBP con cavo (2,5m)	*Door heater cable for LBP items with cable (2,5m)*
Cavi di connessione evaporatore/uintà condensatrice (10m)	*Connecting cables evaporator/condensing unit (10m)*
Scarico diretto dell'acqua di condensa	*Condensing water direct discharge*
Cavo di alimentazione (2,5m)	*Power supply cable (2,5m)*
imballo incluso	*Package included*

Optional / Optional

Tubazioni precaricate nelle lunghezze di 2,5/5/10m (dove disponibili)	*Pre-charged pipe connections of the following lenghts 2,5/5/10m (when available)*
Gas diverso	*Different gas*
Voltaggio diverso	*Different voltage*
Condensazione ad acqua	*Water condensation*
Variatore di velocità ventole condensatore	*Condenser fan speed variator*
Resistenza carter	*Crankcase heater*
Pressostato di bassa	*Low pressure switch*
Espansione a valvola termostatica (dove non prevista)	*Thermostatic valve expansion (when not provided)*
Monitor di tensione	*Voltage monitor*
Interruttore magnetotermico differenziale	*Differential thermomagnetic switch*
Predisposizione per telegestione e/o Master e Slave	*Presetting of electronic remote management and /or Master and Slave*
Sistema di telegestione	*Management software system*

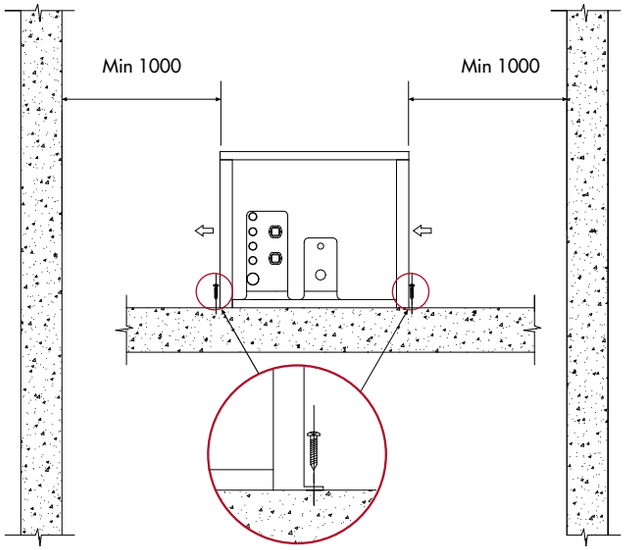

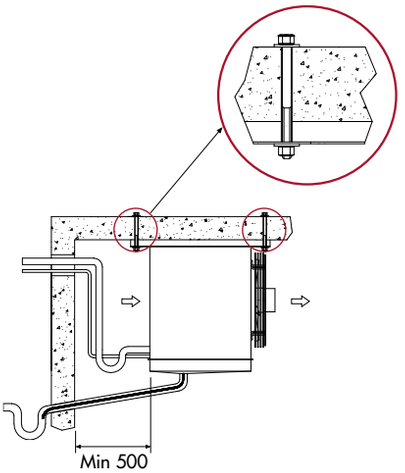

Legenda/*Legend*

Sbrinamento / *Defrost*
A = aria / *air*
R = resistenza / *electrical*

Espansione / *Expansion*
C = capillare / *capillary tube*
V = valvola / *valve*

Tipo di compressore / *Compressor type*
E = ermetico / *hermetic*
SE = semiermetico / *semi-hermetic*

R404A Code	Voltage	Compressor			PED Category	Expansion	Total Absorption		Condenser fans	Evaporator		Weight	Refrigeration Output/Cold room volume												
													Ta = 25°C						Ta = 32°C						
													Tc = +10°C		Tc = +5°C		Tc = +2°C		Tc = +10°C		Tc = +5°C		Tc = +2°C		
		HP	kW				Win	In	n° x ø m³/h	n° x ø m³/h	f(m)	kg	W	m³	W	m³	W	m³	W	m³	W	m³	W	m³	
STH003Z001	230/1/50	1/3	0,245	E	0	C	538	3,4	2x254 1528	1x200 630	3,0	46,5	1028	8,8	894	6,7	792	6,7	935	7,6	812	5,7	717	5,7	HBP
STH006Z001	230/1/50	3/7	0,315	E	0	C	703	4,7	2x254 1528	1x200 600	3,0	50,5	1308	12,6	1148	9,5	939	9,5	1185	10,9	1041	8,3	850	8,3	
STH009Z001	230/1/50	1/2	0,370	E	0	C	731	4,1	2x254 1211	2x200 1230	3,5	53,0	1668	17,0	1468	13,6	1192	13,6	1509	14,9	1329	11,1	1076	11,1	
STH016Z001	230/1/50	1	0,735	E	0	C	1159	5,9	2x254 1550	2x200 1170	3,5	69,5	2549	30,5	2270	23,9	1929	23,9	2300	26,0	2052	20,5	1734	20,5	
STH022Z012	400/3/50	1,2	0,880	E	1	V	1443	3,8	2x300 1980	2x254 1602	7,5	85,0	3399	43,7	3069	35,5	2446	35,5	3008	36,4	2716	29,6	2201	29,6	
STH034Z012	400/3/50	1,25	0,920	E	1	V	1694	4,9	2x300 1850	2x300 2364	7,5	110,0	3908	52,2	3560	42,7	2840	42,7	3458	43,5	3150	35,6	2533	35,6	
STH054Z012	400/3/50	2	1,470	E	1	V	2297	6,4	2x350 3670	2x350 2167	7,0	121,0	6036	88,0	5531	73,0	4640	73,0	5342	73,4	4895	60,8	4149	60,8	

R404A Code	Tc = +2°C W	Tc = +2°C m³	Ta = 43°C Tc = +10°C W	Ta = 43°C Tc = +10°C m³	Ta = 43°C Tc = +5°C W	Ta = 43°C Tc = +5°C m³	Ta = 43°C Tc = +2°C W	Ta = 43°C Tc = +2°C m³	
STH003Z001	792	6,7	935	7,6	812	5,7	717	5,7	HBP
STH006Z001	939	9,5	1185	10,9	1041	8,3	850	8,3	
STH009Z001	1192	13,6	1509	14,9	1329	11,1	1076	11,1	
STH016Z001	1929	23,9	2300	26,0	2052	20,5	1734	20,5	
STH022Z012	2446	35,5	3008	36,4	2716	29,6	2201	29,6	
STH034Z012	2840	42,7	3458	43,5	3150	35,6	2533	35,6	
STH054Z012	4640	73,0	5342	73,4	4895	60,8	4149	60,8	

R404A Code	Tc = +2°C W	Tc = +2°C m³	Ta = 43°C Tc = +5°C W	Ta = 43°C Tc = +5°C m³	Ta = 43°C Tc = 0°C W	Ta = 43°C Tc = 0°C m³	Ta = 43°C Tc = -5°C W	Ta = 43°C Tc = -5°C m³	
STH003Z001	792	6,7	935	7,6	812	5,7	717	5,7	HBP
STH006Z001	939	9,5	1185	10,9	1041	8,3	850	8,3	
STH009Z001	1192	13,6	1509	14,9	1329	11,1	1076	11,1	
STH016Z001	1929	23,9	2300	26,0	2052	20,5	1734	20,5	
STH022Z012	2446	35,5	3008	36,4	2716	29,6	2201	29,6	
STH034Z012	2840	42,7	3458	43,5	3150	35,6	2533	35,6	
STH054Z012	4640	73,0	5342	73,4	4895	60,8	4149	60,8	

Condizioni di calcolo rese e assorbimenti (HBP): temp. gas aspirato +20°C, senza sottoraffreddamento del liquido, surriscaldamento utile 100%
Capacity and absorption calculation conditions (HBP): suction gas temp. +20°C, without liquid subcooling, 100% useful heat

R404A Code	Voltage	Compressor			PED Category	Expansion	Total Absorption		Condenser fans	Evaporator		Weight	Refrigeration Output/Cold room volume												
													Ta = 25°C						Ta = 32°C						
													Tc = +5°C		Tc = 0°C		Tc = -5°C		Tc = +5°C		Tc = 0°C		Tc = -5°C		
		HP	kW				Win	In	n° x ø m³/h	n° x ø m³/h	f(m)	kg	W	m³	W	m³	W	m³	W	m³	W	m³	W	m³	
STM003Z001	230/1/50	3/7	0,315	E	0	C	613	4,1	2x254 1528	1x200 630	3,0	51,5	1080	9,4	941	5,9	803	4,7	984	8,2	857	5,1	722	5,1	MBP
STM006Z001	230/1/50	1/2	0,370	E	0	C	699	4,0	2x254 1528	1x200 600	3,0	53,5	1326	12,6	1158	8,1	990	6,4	1205	11,0	1053	7,0	864	7,0	
STM009Z001	230/1/50	1	0,735	E	0	C	1039	5,1	2x254 1211	2x200 1230	3,5	66,5	2070	22,9	1827	15,4	1486	11,4	1873	19,6	1655	13,2	1374	13,2	
STM012Z001	230/1/50	1	0,735	E	0	C	1221	5,7	2x254 1550	2x200 1170	3,5	69,5	2417	28,0	2099	20,0	1784	15,0	2207	24,3	1916	16,1	1711	16,1	
STM016Z001	230/1/50	1,2	0,880	E	0	C	1270	6,4	2x254 1550	2x200 1170	3,5	73,5	2560	30,1	2236	22,2	1903	16,4	2312	25,8	2019	17,2	1766	17,2	
STM022Z012	400/3/50	1,25	0,920	E	1	V	1531	4,3	2x300 1980	2x254 1602	7,5	92,5	2995	37,0	2831	27,1	2431	21,7	2650	30,8	2505	22,6	2072	22,6	
STM034Z012	400/3/50	1,5	1,100	E	1	V	2066	5,6	2x300 1850	3x254 2364	7,5	98,5	4607	63,8	4396	47,5	3756	38,0	4077	53,2	3890	39,6	2654	39,6	
STM040Z012	400/3/50	2	1,470	E	1	V	2239	6,2	2x350 3962	3x254 2167	7,0	123,5	5160	73,2	5027	54,5	4194	43,6	4565	60,8	4340	45,4	3311	45,4	
STM054Z012	400/3/50	2,5	1,840	E	1	V	2603	6,7	2x350 3670	3x254 2167	7,0	126,5	5965	87,0	5648	64,8	4834	51,8	5279	72,0	4998	54,0	4270	54,0	
STM068Z012	400/3/50	3	2,200	E	1	V	3388	8,7	2x350 4360	2x350 4163	14,0	155,0	7838	120,0	7596	103,0	6737	82,0	6936	100,0	6722	86,0	5658	86,0	
STM080Z012	400/3/50	4,5	3,310	E	2	V	3561	8,0	2x350 4120	2x350 3825	14,0	140,5	9066	144,0	8467	117,0	7099	93,0	8023	120,0	7493	98,0	6597	98,0	

R404A Code	Tc = +2°C W	Tc = +2°C m³	Ta = 43°C Tc = +5°C W	Ta = 43°C Tc = +5°C m³	Ta = 43°C Tc = 0°C W	Ta = 43°C Tc = 0°C m³	Ta = 43°C Tc = -5°C W	Ta = 43°C Tc = -5°C m³	
STM003Z001	803	4,7	984	8,2	857	5,1	722	5,1	MBP
STM006Z001	990	6,4	1205	11,0	1053	7,0	864	7,0	
STM009Z001	1486	11,4	1873	19,6	1655	13,2	1374	13,2	
STM012Z001	1784	15,0	2207	24,3	1916	16,1	1711	16,1	
STM016Z001	1903	16,4	2312	25,8	2019	17,2	1766	17,2	
STM022Z012	2431	21,7	2650	30,8	2505	22,6	2072	22,6	
STM034Z012	3756	38,0	4077	53,2	3890	39,6	2654	39,6	
STM040Z012	4194	43,6	4565	60,8	4340	45,4	3311	45,4	
STM054Z012	4834	51,8	5279	72,0	4998	54,0	4270	54,0	
STM068Z012	6737	82,0	6936	100,0	6722	86,0	5658	86,0	
STM080Z012	7099	93,0	8023	120,0	7493	98,0	6597	98,0	

Condizioni di calcolo rese e assorbimenti (MBP): temp. gas aspirato +20°C, senza sottoraffreddamento del liquido, surriscaldamento utile 100%
Capacity and absorption calculation conditions (MBP): suction gas temp. +20°C, without liquid subcooling, 100% useful heat

R404A Code	Voltage	Compressor			PED Category	Expansion	Total Absorption		Condenser fans	Evaporator		Weight	Refrigeration Output/Cold room volume												
													Ta = 25°C						Ta = 32°C						
													Tc = -15°C		Tc = -20°C		Tc = -25°C		Tc = -15°C		Tc = -20°C		Tc = -25°C		
		HP	kW				Win	In	n° x ø m³/h	n° x ø m³/h	f(m)	kg	W	m³	W	m³	W	m³	W	m³	W	m³	W	m³	
STL003Z011	230/1/50	3/4	0,550	E	1	V	681	3,1	2x254 1528	1x200 630	3,0	61,5	813	4,0	677	3,2	550	1,9	728	3,4	604	2,7	488	1,5	LBP
STL006Z011	230/1/50	1	0,735	E	1	V	818	3,9	2x254 1211	1x200 600	3,0	66,0	1130	7,7	950	6,1	783	4,1	1015	6,7	852	5,3	699	3,4	
STL009Z011	230/1/50	1,5	1,100	E	1	V	1219	6,0	2x254 1550	2x200 1230	3,5	73,0	1459	10,6	1225	9,1	1003	6,1	1311	9,2	1099	7,9	899	5,2	
STL012Z011	230/1/50	1,5	1,100	E	1	V	1210	6,4	2x300 1980	2x200 1230	3,5	88,5	1848	17,4	1459	12,8	1175	8,3	1657	14,9	1310	11,0	1059	7,1	
STL016Z012	400/3/50	2	1,470	E	1	V	1647	4,8	2x300 1980	2x254 1602	7,5	104,5	2518	29,0	1928	20,2	1563	13,2	2228	24,2	1706	16,8	1383	11,0	
STL020Z012	400/3/50	3	2,200	E	1	V	1985	5,5	2x300 2194	3x254 2364	7,5	109,5	2850	35,6	2397	29,1	1961	19,6	2532	31,0	2119	24,3	1720	16,1	
STL024Z012	400/3/50	3	2,200	E	1	V	2313	5,9	2x350 3600	3x254 2364	7,5	120,5	3641	51,5	2945	39,6	2617	30,1	3222	42,9	2606	33,0	2316	25,1	
STL034Z012	400/3/50	4	2,940	E	2	V	3001	7,0	2x350 3670	3x254 2167	7,0	139,0	4702	76,0	3952	61,2	3406	44,6	4161	63,8	3497	51,0	3014	37,4	
STL060Z012	400/3/50	3,5	2,200	SE	1	V	2920	7,4	2x350 4360	2x350 4163	14,0	197,5	5300	80,0	4444	69,0	3662	50,0	4774	67,0	3994	58,0	3278	41,6	
STL080Z012	400/3/50	3,5	2,200	SE	1	V	3210	8,2	2x350 4120	2x350 3825	14,0	146,5	5800	108,0	4846	94,0	3970	68,0	5214	90,0	4344	78,0	3545	57,0	

R404A Code	Tc = -25°C W	Tc = -25°C m³	Ta = 43°C Tc = -15°C W	Ta = 43°C Tc = -15°C m³	Ta = 43°C Tc = -20°C W	Ta = 43°C Tc = -20°C m³	Ta = 43°C Tc = -25°C W	Ta = 43°C Tc = -25°C m³	
STL003Z011	550	1,9	728	3,4	604	2,7	488	1,5	LBP
STL006Z011	783	4,1	1015	6,7	852	5,3	699	3,4	
STL009Z011	1003	6,1	1311	9,2	1099	7,9	899	5,2	
STL012Z011	1175	8,3	1657	14,9	1310	11,0	1059	7,1	
STL016Z012	1563	13,2	2228	24,2	1706	16,8	1383	11,0	
STL020Z012	1961	19,6	2532	31,0	2119	24,3	1720	16,1	
STL024Z012	2617	30,1	3222	42,9	2606	33,0	2316	25,1	
STL034Z012	3406	44,6	4161	63,8	3497	51,0	3014	37,4	
STL060Z012	3662	50,0	4774	67,0	3994	58,0	3278	41,6	
STL080Z012	3970	68,0	5214	90,0	4344	78,0	3545	57,0	

Condizioni di calcolo rese e assorbimenti (LBP): temp. gas aspirato 0°C, senza sottoraffreddamento del liquido, surriscaldamento utile 100%
Capacity and absorption calculation conditions (LBP): suction gas temp. 0°C, without liquid subcooling, 100% useful heat

R404A

RIVACOLD

ST

BLOCKSYSTEM

R404A Code	Voltage	Compressor			PED Category	Expansion	Total Absorption		Condenser fans	Evaporator		Weight	Refrigeration Output/Cold room volume													
													Ta = 25°C						Ta = 32°C						Ta = 43°C					
													Tc = +5°C		Tc = 0°C		Tc = -5°C		Tc = +5°C		Tc = 0°C		Tc = -5°C		Tc = +5°C		Tc = 0°C		Tc = -5°C		
		HP	kW				Win	In	n° x ø m³/h	n° x ø m³/h	f(m)	kg	W	m³	W	m³	W	m³	W	m³	W	m³	W	m³	W	m³	W	m³	W	m³	
STM110Z012	400/3/50	5,0	3,675	E	2	V	4503	10,9	2x400 4800	2x400 4800	17	248,0	10692	174	10085	144	8717	115	9462	145	8925	120	7714	96	8448	116	7969	96	6888	76	
STM140Z012	400/3/50	6,25	4,595	E	2	V	6096	15,3	2x450 5300	2x450 5300	17	293,5	13739	233	13136	193	11519	155	12158	194	11625	161	10194	129	10855	155	10379	129	9102	103	
STM200Z012	400/3/50	7,5	5,515	SE	1	V	7160	16,3	2x450 5300	2x450 5300	16	343,0	18737	308	16456	230	14198	182	17092	264	14990	197	12916	155	14342	196	12548	146	10788	114	
STM300Z012	400/3/50	9,5	7,980	SE	2	V	11520	21,3	2x560 19156	2x560 19156	26	585,0	23416	461	20514	318	17704	248	21446	399	18772	275	16186	214	18159	301	15879	207	13674	161	**MBP**
STM370Z012	400/3/50	12,0	9,420	SE	2	V	12960	23,6	2x560 17696	2x560 17696	25	676,0	29986	612	26152	430	22445	334	27350	598	23836	365	20441	289	22953	435	19970	270	17105	213	
STM450Z012	400/3/50	15,0	10,66	SE	2	V	13520	24,5	2x630 19199	2x630 19199	25	817,0	35980	798	31356	544	26897	420	32843	793	28586	461	24486	363	27597	575	23969	339	20476	267	
STM520Z012	400/3/50	20,0	12,63	SE	2	V	16260	29,6	2x630 19199	2x630 19199	28	869,0	41442	903	36172	608	31093	469	37786	908	32925	517	28249	407	31730	664	27558	382	23553	300	
STM600Z012	400/3/50	22,0	15,26	SE	2	V	18890	33,2	2x630 18318	2x630 18318	27	949,0	46798	1070	40838	706	35114	543	42863	1096	37398	604	32152	476	36337	810	31708	452	27262	358	

Condizioni di calcolo rese e assorbimenti (MBP): temp. gas aspirato +20°C, senza sottoraffreddamento del liquido, surriscaldamento utile 100%
Capacity and absorption calculation conditions (MBP): suction gas temp. +20°C, without liquid subcooling, 100% useful heat

R404A Code	Voltage	Compressor			PED Category	Expansion	Total Absorption		Condenser fans	Evaporator		Weight	Refrigeration Output/Cold room volume													
													Ta = 25°C						Ta = 32°C						Ta = 43°C					
													Tc = -15°C		Tc = -20°C		Tc = -25°C		Tc = -15°C		Tc = -20°C		Tc = -25°C		Tc = -15°C		Tc = -20°C		Tc = -25°C		
		HP	kW				Win	In	n° x ø m³/h	n° x ø m³/h	f(m)	kg	W	m³	W	m³	W	m³	W	m³	W	m³	W	m³	W	m³	W	m³	W	m³	
STL130Z012	400/3/50	5,5	3,675	SE	1	V	4690	11,3	2x450 4800	2x450 9926	17	209,5	8420	164	7901	143	5863	103	7524	137	6327	119	5218	86	6010	110	5042	95	4135	69	
STL180Z012	400/3/50	6,5	3,675	SE	1	V	5750	14,6	2x450 5300	2x450 9162	17	311,0	10830	253	9114	218	7520	144	9724	216	8161	186	6709	128	7868	154	6565	130	5355	85	
STL200Z012	400/3/50	7,5	5,515	SE	1	V	6197	13,2	2x450 5300	2x450 8663	16	385,5	11932	291	10174	252	8554	168	10771	249	9159	215	7669	151	8815	177	7437	150	6168	98	
STL260Z012	400/3/50	10,0	7,355	SE	1	V	7335	17,6	2x450 5300	2x450 8663	16	396,5	15500	410	13165	352	11690	252	13717	342	11650	294	10345	210	12247	274	10402	235	9237	168	**LBP**
STL350Z012	400/3/50	15,0	11,02	SE	2	V	14560	26,0	2x560 19156	2x500 16898	25	708,0	21356	624	18094	532	15027	314	19272	519	16308	454	13513	298	15712	380	13265	314	10942	210	
STL450Z012	400/3/50	20,0	12,72	SE	2	V	16260	29,0	2x560 17696	2x500 16164	25	741,0	25133	771	21283	654	17637	424	22717	651	19236	559	15928	371	18575	472	15741	396	13020	266	
STL750Z012	400/3/50	25,0	16,43	SE	2	V	20060	35,8	2x630 19199	3x500 25346	28	946,0	31728	1084	26842	942	22222	585	28690	908	24282	788	20093	509	23463	634	19894	550	16461	370	
STL900Z012	400/3/50	30,0	18,66	SE	2	V	22290	40,2	2x630 18318	3x500 24245	28	990,0	36570	1338	30972	1164	25683	720	33094	1120	28018	973	23205	624	27176	785	23005	679	19015	457	

Condizioni di calcolo rese e assorbimenti (LBP): temp. gas aspirato 0°C, senza sottoraffreddamento del liquido, surriscaldamento utile 100%
Capacity and absorption calculation conditions (LBP): suction gas temp. 0°C, without liquid subcooling, 100% useful heat

BLOCKSYSTEM ST

2x250 A) STH003Z001 - STH006Z001
STM003Z001 - STM006Z001
STL003Z011 - STL006Z011

2x250 B) STH009Z001 - STH016Z001
STM009Z001 - STM 012Z001 - STM016Z001
STL009Z011

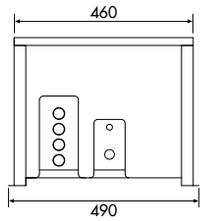

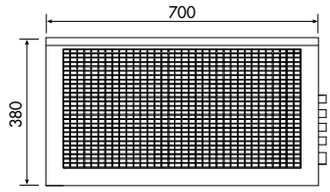

A)

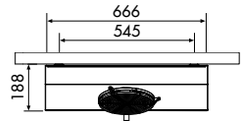

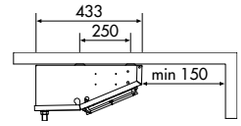

B)

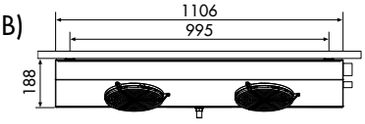

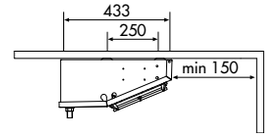

2x300 STL012Z011

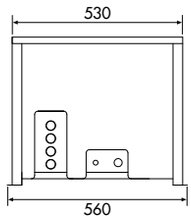

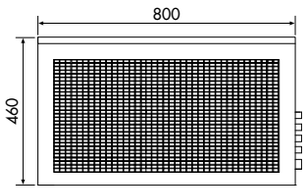

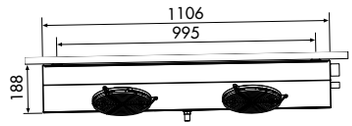

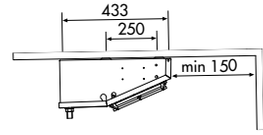

2x300 A) STH022Z012
STM022Z012
STL016Z012

2x300 B) STH034Z012
STM34Z012
STL020Z012

A)

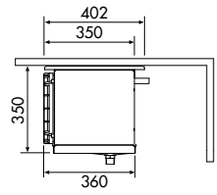

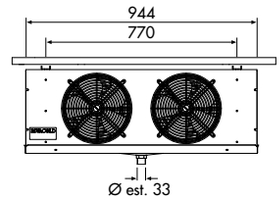

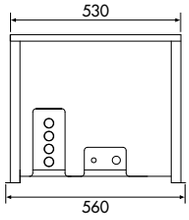

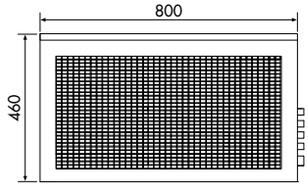

B)

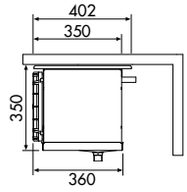

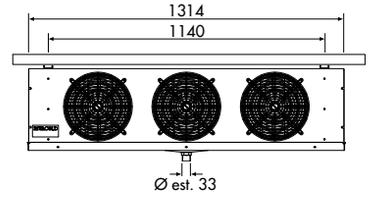

2x350 STH054Z012
STM040Z012 - STM054Z012
STL024Z012 - SUL034Z012

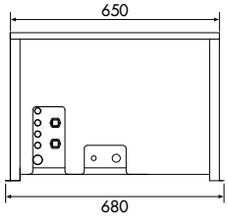

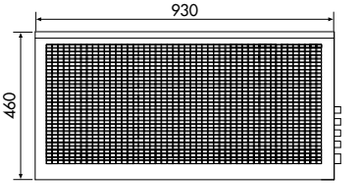

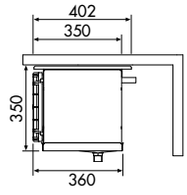

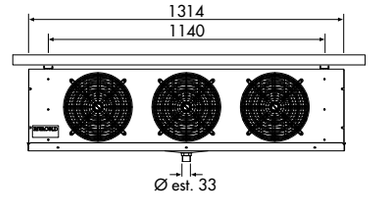

BLOCKSYSTEM ST

R404A

99220045 Rev 08 - 02/16

2x350 STM068Z012 - STM080Z012
STL060Z012 - STL080Z012

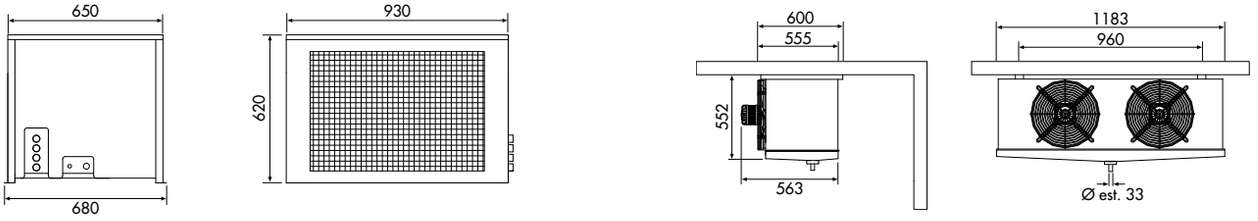

2x450 SUM140Z012 - SUM200Z012
SUL180Z012 - SUL200Z012 - SUL260Z012

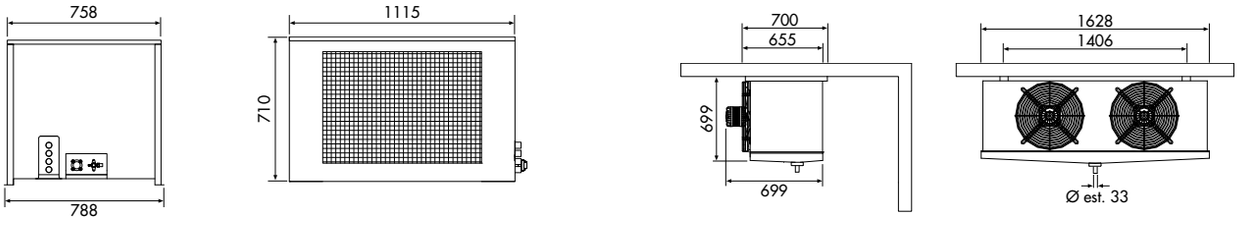

2x450 STM110Z012
STL130Z012 - STL180Z012

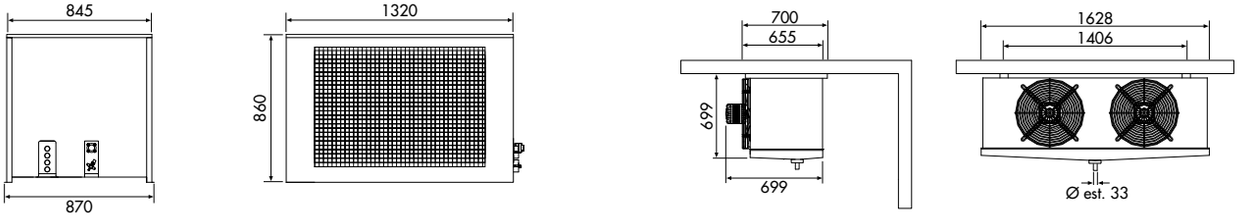

2x560 STM300Z012 - STM370Z012
STL350Z012 - STL450Z012

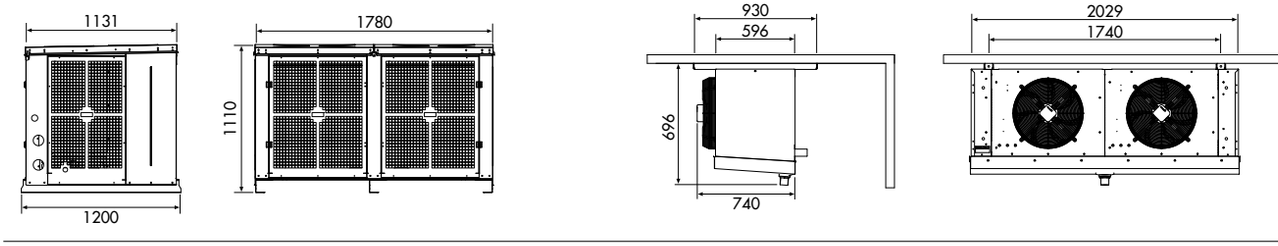

2x630 STM450Z012 - STM520Z012 - STM600Z012
STL750Z012 - STL900Z012

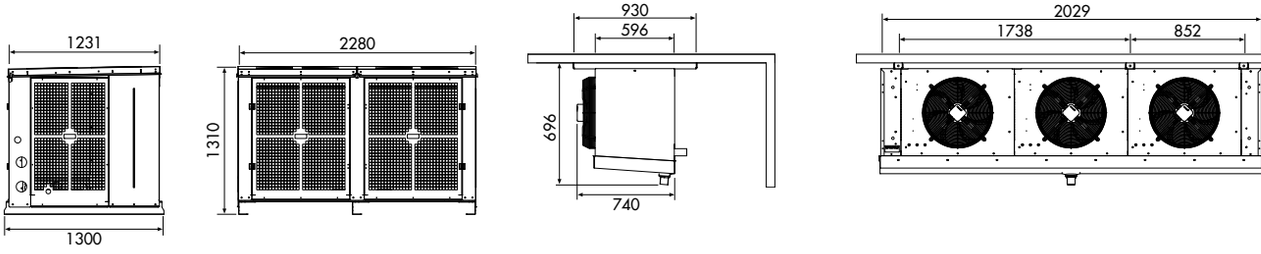

Per ulteriori informazioni, contattare il nostro ufficio tecnico / ***For further information, please contact our technical dept***

Descrizione, dati tecnici e illustrazioni sono indicativi e non vincolanti. La Rivacold si riserva il diritto di modificare per intero o in parte le specifiche descritte nella presente documentazione senza preavviso e a beneficio della continuità produttiva, di utilizzare produttori alternativi di componenti previsti nel progetto.

Descriptions, technical data and pictures are to be considered as a guide and not bilding. Rivacold reserves the right to change in whole or part, the specification detailed in this documentation without prior notice and, when necessary to achieve continuons productions, to use alternative manufactures of components for design accomplishment.