MODULAIR S.VENDEMIANO (TV)	SCHEMA DI INSTALLAZIONE SCHEMA D'INSTALLATION INSTALLATIONSPLAN INSTALLATION DIAGRAM	MOD. 70-40 BME-T 70-70 BME-T	CODICE 255.530.00 DATA 12/07/2004

MOD. 70-40 BME-T
1,5 Kw

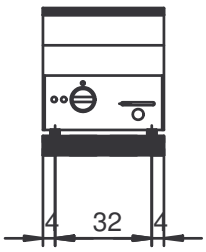

MOD. 70-70 BME-T
3 Kw

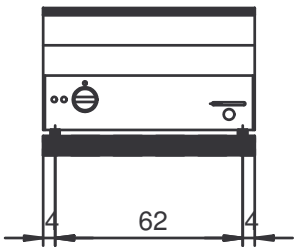

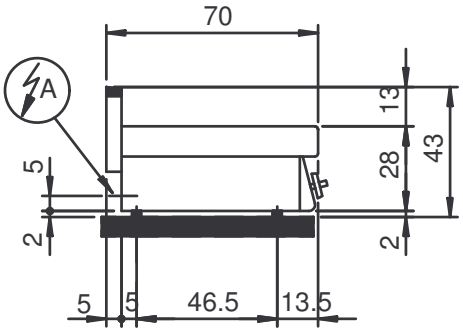

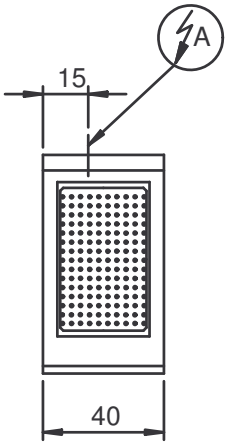

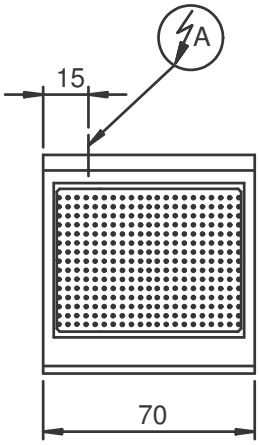

A = Entrata alimentazione elettrica
Arrivee alimentation electrique
Elektroanschluss
Electric supply inlet

VAC 230+1N

SOSTITUISCE PARI NUMERO DEL

A TERMINE DI LEGGE QUESTO DISEGNO E` DI NOSTRA ESCLUSIVA PROPRIETA` PERTANTO NON PUO` ESSERE USATO O RIPRODOTTO SENZA AUTORIZZAZIONE